




STORMWATER MANAGEMENT TIPS TO PREP FOR FALL

For most fall is a time for football, cooler days and changing leaves. However, with the fall season also comes the inevitable need for yard cleanup.. For municipalities, these seasonal changes bring new challenges. Here are ways you can prep your property to ensure you're ready for fall.



LEAVES

The leaves will start to fall soon, and their improper disposal poses a threat to our water resources; local streams and creeks which lead to the Kanawha and Coal Rivers.

Raking leaves into the street creates more pollution of local streams and waterways by adding too much nitrogen and phosphorus into our water ways. But, not only do leaves contribute to water pollution, they can cause localized flooding if they clog storm drains and pipes. Please, help protect our community and nearby waterways from excess nutrients by properly maintaining your property's fall foliage.


St. Albans also has a leaf collection program that will begin in October but remember to pile the leaves at the edge of your yard and not actually in the street.

GUTTERS

Fall is a great time to clean out your gutters. Leaves can build up in your gutters and decay causing them to be ineffective. This can cause water to fall improperly along your homes foundation which can be very damaging to your home over time. Plus, decaying leaves can add excess nitrogen and phosphorus to stormwater which can also harm our water ways.

Did you know?

The process that leads to colorful leaves is called "abscission". Cells proliferate at the base of leaf stem. They block the flow of nutrients and initiate the process of changing color and fall. For the best leaf peeping fall foliage you'll need a summer with plenty of rainfall plus dry fall days with sunny days and cool nights.



LANDSCAPING

No matter what time of year it is, if you are working on a landscaping project in your yard bare soil can run off during a storm causing sediment pollution and can even clog storm drains! Think about piles of dirt if you are going to start any projects, it's a great idea to keep them covered with a tarp if rain is in the forecast.

FERTILIZER & SEEDS

Fall is a good time for seeding and fertilizing your lawn. However, if excess fertilizer is applied it cannot be absorbed by the soil and will wash away with the rain, into our local water ways


Remember to never use fertilizers immediately before a rainstorm, and do not apply them in excess. Always follow the directions on the bottle for safe application and disposal whenever you use a chemical product.

A FEW LAST TIPS

Plant trees. Fall is a perfect time for planting trees and shrubs. Be sure to plant species native to West Virginia for the best results.

Keep on scooping up that pet waste. Pet waste contains phosphorus, nitrogen and harmful bacteria, so please dispose of it properly.

Fall is a great time to start a compost for Spring planting.





Elizabeth Elswick

www.facebook.com/RainwaterWorx



1499 MacCorkle Ave. Saint Albans 25177
Tel: 304-722-3391 Fax: 304-722-6555
Email: MS4Admin@stalbansWV.com

WHAT'S HAPPENING IN SA?

St. Albans Historical Society

Trivia Night - Free event
St. Albans Branch Library
TUES SEPT 14th 6pm

St. Albans Farmers Market

The Loop parking lot beside the
St. Albans Fire Department
SAT SEPT 18th & 25th
9:30am - 12:30pm

Coal River Coffee Company

Live Music Fridays
64 Old Main Plaza
Every Friday night

St. Albans Historical Society

Founder's Day
Old Main Plaza
SAT SEPTEMBER 18th 10am - 2pm

On Purpose WV

Learn and help us in
maintain the city flower beds
2nd Tuesday of the month
5:00 pm - 7:00 pm

For more information:
304-400-5609
ONPURPOSEWV@gmail.com
Facebook @onpurposesa

SWIMMING POOL OWNERS

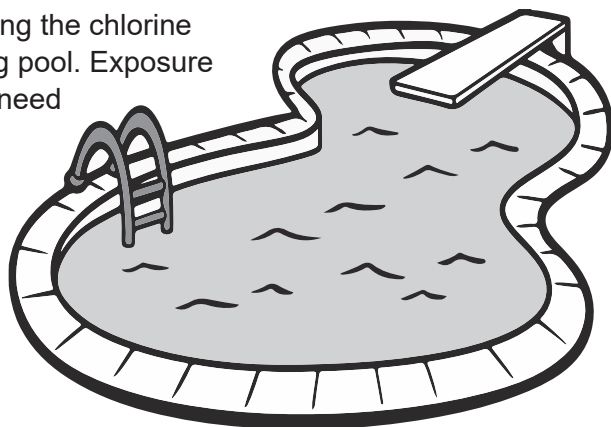
WHEN DRAINING YOUR POOL OUTSIDE OF A SEWER SYSTEM:

- Water **MUST** be dechlorinated (see instructions below).
- Water **MUST** be released in a controlled manner to prevent erosion and flooding.

HOW TO DECHLORINATE YOUR SWIMMING POOL NATURALLY:

Stop adding chlorine to your pool. Simply stop adding the chlorine tablets that you regularly put in your outdoor swimming pool. Exposure to sunlight will gradually dechlorinate the water. You'll need to leave the pool uncovered for two weeks.

Use a bucket to dechlorinate a small amount of water. If you only need to dechlorinate a bit of pool water to irrigate a tree or a shrub, you can use a bucket. Scoop out a bucket of water and place it in a sunny spot. Leave it in the sun for a week, and the chlorine should be evaporated.



Run the pool pump. Although you have stopped adding chlorine, you should continue to run the pump. By circulating the water in your pool, the pump will help ensure thorough dechlorinating.

REMEMBER

DO NOT LEAVE YOUR GRASS CLIPPINGS IN THE STREET



953.11 THROWING OR SCATTERING GARBAGE; PERMITTING PREMISES TO BECOME UNSANITARY.

No person shall throw, place or scatter any garbage, rubbish, trash, grass clippings, leaves or yard debris or other refuse over or upon any premises, street or alley, sewer or drainage basin, either public or private, or adjacent thereto...